



2013 QBE



**Round 4 & 5 : Sydney Motorsports Park : August 1 - 4**

**SPORTS RACER**

**Qualifying**

Date: 03/08/13  
Event: Q16  
Weather: Mostly sunny - Temp: 17.8C  
Track: Dry - Temp: 26.1C

Started at: 16:50:09  
Laps: 20 Min  
Starters: 11  
Printed at: 17:13

**PROVISIONAL CLASSIFICATION**

Pos	No	Name	Machine	Fastest Lap	On Lap	Behind Prev	Behind Leader	Top Speed
1	1	Adam PROCTOR (NSW) / AP Racing	Stohr WF1	1:26.977	4 of 10			218
2	81	Craig PERRY (NSW) / AP Racing	Stohr WF1	1:27.271	5 of 6	.294	.294	209
3	2	Darren BARLOW (NSW) / AP Racing	Stohr WF1	1:27.617	10 of 11	.346	.640	216
4	56	Ben PORTER (NSW) / West Race Cars	West WR	1:27.806	9 of 9	.189	.829	221
5	61	Mark LAUCKE (SA) / Laucke Flour Mills	West WR	1:27.834	3 of 9	.028	.857	216
6	18	Aaron STEER (SA) / West Race Cars	West WR	1:28.943	6 of 7	1.109	1.966	221
7	88	Gerrit RUFF (SA) / C.R.C. Industries	West WR	1:29.649	3 of 5	.706	2.672	221
8	16	Mark SHORT (SA) / MSR Motorsport Fabrication	Prince LSR	1:31.762	3 of 9	2.113	4.785	218
9	8	Warren THOMPSON (WA) / Ultra Fast Karts	West WR	1:34.183	8 of 9	2.421	7.206	218
10	3	Ray BEGG (NSW) / Ray Begg Racing	Stohr WF1	1:35.200	10 of 11	1.017	8.223	209
11	83	Aaron THOMPSON (SA) / Ultra Fast Karts	West WR	1:47.317	6 of 10	12.117	20.340	209

New best lap for SR class - Previous: 1:27.610 by Adam PROCTOR (NSW) on a Stohr WF1 set on 02/08/13

\*\*\* ALL DRIVERS QUALIFY \*\*\*

The results are provisional until the end of the time limit for protests and appeals.


Chief Time Keeper - Scott Laing

Clerk of Course - Paul Cansdale



Computime Race Timing Systems Pty Ltd © 1996  
Licensed to Computime Race Timing Systems  
[www.computime.com.au](http://www.computime.com.au)

**COMPUTIME RACE TIMING SYSTEMS PTY LTD**  
9 Timber Lane, Glen Waverley, Vic 3150. Ph : 0418 17 13 17  
E-mail : [scott@computime.com.au](mailto:scott@computime.com.au)





2013 QBE



# Round 4 & 5 : Sydney Motorsports Park : August 1 - 4

## SPORTS RACER

### Qualifying

Date: 03/08/13  
Event: Q16  
Weather: Mostly sunny - Temp: 17.8C  
Track: Dry - Temp: 26.1C

Started at: 16:50:09  
Laps: 20 Min  
Starters: 11  
Printed at: 17:13

### PROVISIONAL LAP TIMES

No	Name	Lap 1	Lap 2	Lap 3	Lap 4	Lap 5	Lap 6	Lap 7	Lap 8	Lap 9	Lap 10
1	Adam PROCTOR (NSW)	1:28.558	1:27.054	1:29.154	<u>1:26.977</u>	1:27.302	1:27.089	1:50.246	4:54.146	1:27.042	1:27.026
2	Darren BARLOW (NSW)	1:28.519	1:27.982	1:28.715	1:27.982	1:27.895	1:28.254	1:28.378	1:45.487	3:10.117	<u>1:27.617</u>
	10	1:28.569									
3	Ray BEGG (NSW)	1:39.588	1:37.748	1:35.877	1:35.512	1:38.363	1:44.634	1:39.434	1:36.523	1:37.734	<u>1:35.200</u>
	10	1:36.360									
8	Warren THOMPSON (WA)	1:42.531	1:35.431	1:35.425	1:35.034	1:34.224	1:35.730	1:35.272	<u>1:34.183</u>	2:04.031	
16	Mark SHORT (SA)	1:34.950	1:34.798	<u>1:31.762</u>	1:33.386	1:32.083	1:32.037	1:31.842	1:32.846	2:08.627	
18	Aaron STEER (SA)	1:29.066	1:42.774	1:29.202	1:52.011	4:28.658	<u>1:28.943</u>	1:59.421			
56	Ben PORTER (NSW)	1:30.210	1:28.791	1:28.155	1:46.231	1:28.548	1:54.893	3:12.028	1:34.906	<u>1:27.806</u>	
61	Mark LAUCKE (SA)	1:39.121	1:29.084	<u>1:27.834</u>	1:28.382	2:01.276	4:00.787	1:29.306	1:28.627	2:14.656	
81	Craig PERRY (NSW)	1:29.936	1:27.711	1:32.093	1:27.751	<u>1:27.271</u>	1:27.683				
83	Aaron THOMPSON (SA)	1:58.288	1:50.600	1:51.062	1:48.241	1:49.067	<u>1:47.317</u>	1:50.918	1:53.695	1:49.395	1:49.552
88	Gerrit RUFF (SA)	1:33.759	1:30.990	<u>1:29.649</u>	1:30.480	2:07.679					

\*\*\* ALL DRIVERS QUALIFY \*\*\*

The results are provisional until the end of the time limit for protests and appeals.

Chief Time Keeper - Scott Laing

Clerk of Course - Paul Cansdale



Computime Race Timing Systems Pty Ltd © 1996  
Licensed to Computime Race Timing Systems  
[www.computime.com.au](http://www.computime.com.au)

**COMPUTIME RACE TIMING SYSTEMS PTY LTD**  
9 Timber Lane, Glen Waverley, Vic 3150. Ph : 0418 17 13 17  
E-mail : [scott@computime.com.au](mailto:scott@computime.com.au)





2013 QBE



# Round 4 & 5 : Sydney Motorsports Park : August 1 - 4

## SPORTS RACER

### Qualifying

Date: 03/08/13  
Event: Q16  
Weather: Mostly sunny - Temp: 17.8C  
Track: Dry - Temp: 26.1C

Started at: 16:50:09  
Laps: 20 Min  
Starters: 11  
Printed at: 17:13

### PROVISIONAL SPLIT TIMES

Lap	Split 1	Split 2	Split 3	Lap Time	Speed	Lap	Split 1	Split 2	Split 3	Lap Time	Speed
<b>1 Adam PROCTOR (NSW) (1st)</b>						6	28.812	41.236	28.315	1:38.363	203
1	55.681	45.089	26.538	2:07.308	205	7	31.897	45.369	27.368	1:44.634	209
2	26.947	36.295	25.316	1:28.558	216	8	28.576	42.228	28.630	1:39.434	199
3	26.411	35.613	<b>25.030</b>	1:27.054	214	9	28.785	40.747	<b>26.991</b>	1:36.523	205
4	27.360	36.688	25.106	1:29.154	218	10	<b>27.837</b>	42.583	27.314	1:37.734	207
5	<b>26.325</b>	35.587	25.065	<b>1:26.977</b>	212	11	27.949	40.146	27.105	<b>1:35.200</b>	201
6	26.448	35.580	25.274	1:27.302	207	12	28.283	<b>39.800</b>	28.277	1:36.360	207
7	26.328	35.495	25.266	1:27.089	207	<b>8 Warren THOMPSON (WA) (9th)</b>					
8	26.422	35.664	48.160	1:50.246		1	1:12.153	50.858	32.666	2:35.677	201
9	3:48.080	40.337	25.729	4:54.146	212	2	33.420	41.523	27.588	1:42.531	216
10	26.472	<b>35.446</b>	25.124	1:27.042	212	3	28.750	39.833	<b>26.848</b>	1:35.431	218
11	26.409	35.533	25.084	1:27.026	209	4	28.208	39.729	27.488	1:35.425	207
<b>2 Darren BARLOW (NSW) (3rd)</b>						5	28.108	39.823	27.103	1:35.034	207
1	56.103	45.269	26.440	2:07.812	209	6	28.026	39.311	26.887	1:34.224	214
2	26.914	36.320	25.285	1:28.519	216	7	27.945	40.374	27.411	1:35.730	216
3	26.460	36.189	25.333	1:27.982	216	8	27.985	40.227	27.060	1:35.272	212
4	26.476	36.867	25.372	1:28.715	216	9	<b>27.896</b>	<b>39.276</b>	27.011	<b>1:34.183</b>	214
5	26.448	36.255	<b>25.279</b>	1:27.982	212	10	30.840	46.591	46.600	2:04.031	
6	26.407	36.130	25.358	1:27.895	209	<b>16 Mark SHORT (SA) (8th)</b>					
7	<b>26.350</b>	36.320	25.584	1:28.254	214	1	59.763	44.412	27.680	2:11.855	216
8	26.804	36.136	25.438	1:28.378	209	2	29.545	39.116	26.289	1:34.950	214
9	26.724	38.367	40.396	1:45.487		3	27.910	40.423	26.465	1:34.798	212
10	2:07.337	37.441	25.339	3:10.117	205	4	27.657	38.159	<b>25.946</b>	<b>1:31.762</b>	214
11	26.430	<b>35.890</b>	25.297	<b>1:27.617</b>	212	5	28.017	39.157	26.212	1:33.386	218
12	26.479	36.188	25.902	1:28.569	207	6	27.511	38.347	26.225	1:32.083	214
<b>3 Ray BEGG (NSW) (10th)</b>						7	27.556	38.093	26.388	1:32.037	212
1	1:00.076	50.591	30.671	2:21.338	205	8	<b>27.459</b>	<b>37.634</b>	26.749	1:31.842	214
2	29.892	42.103	27.593	1:39.588	201	9	28.169	38.244	26.433	1:32.846	216
3	28.973	41.344	27.431	1:37.748	201	10	32.423	45.254	50.950	2:08.627	
4	28.477	40.299	27.101	1:35.877	207	<b>18 Aaron STEER (SA) (6th)</b>					
5	28.170	39.950	27.392	1:35.512	207						

*Scott Laing*

Chief Time Keeper - Scott Laing

*Paul Cansdale*

Clerk of Course - Paul Cansdale




Computime Race Timing Systems Pty Ltd © 1996  
Licensed to Computime Race Timing Systems

[www.computime.com.au](http://www.computime.com.au)

COMPUTIME RACE TIMING SYSTEMS PTY LTD

9 Timber Lane, Glen Waverley, Vic 3150. Ph : 0418 17 13 17

E-mail : [scott@computime.com.au](mailto:scott@computime.com.au)







2013 QBE



# Round 4 & 5 : Sydney Motorsports Park : August 1 - 4

## SPORTS RACER

### Qualifying

Date: 03/08/13  
Event: Q16  
Weather: Mostly sunny - Temp: 17.8C  
Track: Dry - Temp: 26.1C

Started at: 16:50:09  
Laps: 20 Min  
Starters: 11  
Printed at: 17:13

### PROVISIONAL SPLIT TIMES

Lap	Split 1	Split 2	Split 3	Lap Time	Speed	Lap	Split 1	Split 2	Split 3	Lap Time	Speed
<b>56 Ben PORTER (NSW) (4th)</b>						<b>83 Aaron THOMPSON (SA) (11th)</b>					
1	1:11.695	39.711	27.285	2:18.691	218	1	56.913	45.966	27.042	2:09.921	201
2	<b>26.633</b>	36.751	25.682	1:29.066	207	2	26.951	37.361	25.624	1:29.936	207
3	32.045	43.034	27.695	1:42.774	216	3	26.619	35.831	25.261	1:27.711	207
4	26.672	36.866	25.664	1:29.202	214	4	26.592	39.592	25.909	1:32.093	207
5	29.935	43.833	38.243	1:52.011		5	26.766	35.808	<b>25.177</b>	1:27.751	209
6	3:13.746	47.915	26.997	4:28.658	216	6	<b>26.557</b>	<b>35.512</b>	25.202	<b>1:27.271</b>	207
7	26.970	<b>36.546</b>	<b>25.427</b>	<b>1:28.943</b>	221	7	26.681	35.822	25.180	1:27.683	207
8	30.997	44.862	43.562	1:59.421							
<b>61 Mark LAUCKE (SA) (5th)</b>						<b>88 Gerrit RUFF (SA) (7th)</b>					
1	1:38.215	59.480	37.055	3:14.750	218	1	1:19.949	1:04.039	35.643	2:59.631	201
2	26.770	37.888	25.552	1:30.210	216	2	36.066	50.834	31.388	1:58.288	205
3	26.634	36.514	25.643	1:28.791	221	3	32.905	47.023	30.672	1:50.600	209
4	26.506	36.178	25.471	1:28.155	218	4	32.599	48.143	30.320	1:51.062	207
5	28.882	49.268	28.081	1:46.231	216	5	32.590	45.520	<b>30.131</b>	1:48.241	201
6	26.530	36.358	25.660	1:28.548	216	6	32.118	46.598	30.351	1:49.067	209
7	28.885	42.622	43.386	1:54.893		7	<b>30.939</b>	<b>45.413</b>	30.965	<b>1:47.317</b>	203
8	1:58.230	44.031	29.767	3:12.028	221	8	32.298	45.653	32.967	1:50.918	207
9	26.704	42.256	25.946	1:34.906	221	9	34.471	48.417	30.807	1:53.695	203
10	<b>26.477</b>	<b>36.166</b>	<b>25.163</b>	<b>1:27.806</b>	218	10	32.543	45.952	30.900	1:49.395	203
						11	32.281	45.556	31.715	1:49.552	165

\*\*\* ALL DRIVERS QUALIFY \*\*\*

The results are provisional until the end of the time limit for protests and appeals.


*Scott Laing*  
Chief Time Keeper - Scott Laing

*Paul Cansdale*  
Clerk of Course - Paul Cansdale



Computime Race Timing Systems Pty Ltd © 1996  
Licensed to Computime Race Timing Systems  
[www.computime.com.au](http://www.computime.com.au)

**COMPUTIME RACE TIMING SYSTEMS PTY LTD**  
9 Timber Lane, Glen Waverley, Vic 3150. Ph : 0418 17 13 17  
E-mail : [scott@computime.com.au](mailto:scott@computime.com.au)





2013 QBE



# Round 4 & 5 : Sydney Motorsports Park : August 1 - 4

## SPORTS RACER

### Qualifying

Date: 03/08/13  
Event: Q16  
Weather: Mostly sunny - Temp: 17.8C  
Track: Dry - Temp: 26.1C

Started at: 16:50:09  
Laps: 20 Min  
Starters: 11  
Printed at: 17:13

### PROVISIONAL FASTEST LAPS SEQUENCE

Race Time	No	Name	Machine	Fastest Lap	On Lap
3:35.866	1	Adam PROCTOR (NSW)	Stohr WF1	1:28.558	1
3:36.331	2	Darren BARLOW (NSW)	Stohr WF1	1:28.519	1
5:02.920	1	Adam PROCTOR (NSW)	Stohr WF1	1:27.054	2
7:59.051	1	Adam PROCTOR (NSW)	Stohr WF1	1:26.977	4

\*\*\* ALL DRIVERS QUALIFY \*\*\*

The results are provisional until the end of the time limit for protests and appeals.

Chief Time Keeper - Scott Laing

Clerk of Course - Paul Cansdale



Computime Race Timing Systems Pty Ltd © 1996  
Licensed to Computime Race Timing Systems  
[www.computime.com.au](http://www.computime.com.au)

**COMPUTIME RACE TIMING SYSTEMS PTY LTD**  
9 Timber Lane, Glen Waverley, Vic 3150. Ph : 0418 17 13 17  
E-mail : [scott@computime.com.au](mailto:scott@computime.com.au)





2013 QBE



**Round 4 & 5 : Sydney Motorsports Park : August 1 - 4**

**SPORTS RACER**

**Qualifying**

Date: 03/08/13  
Event: Q16  
Weather: Mostly sunny - Temp: 17.8C  
Track: Dry - Temp: 26.1C

Started at: 16:50:09  
Laps: 20 Min  
Starters: 11  
Printed at: 17:13

**PROVISIONAL BEST PARTIAL TIMES**

Pos	Name	Split 1		Split 2		Split 3		LAP	Ideal	Fastest
		Time	Name	Time	Name	Time	Name			
1	A. PROCTOR	26.325	A. PROCTOR	35.446	A. PROCTOR	25.030	A. PROCTOR	1:26.801	1:26.977	
2	D. BARLOW	26.350	C. PERRY	35.512	B. PORTER	25.163	C. PERRY	1:27.190	1:27.271	
3	B. PORTER	26.477	M. LAUCKE	35.814	C. PERRY	25.177	D. BARLOW	1:27.519	1:27.617	
4	C. PERRY	26.501	D. BARLOW	35.890	M. LAUCKE	25.233	M. LAUCKE	1:27.706	1:27.834	
5	A. STEER	26.633	B. PORTER	36.166	D. BARLOW	25.279	B. PORTER	1:27.806	1:27.806	
6	G. RUFF	26.655	A. STEER	36.546	A. STEER	25.427	A. STEER	1:28.606	1:28.943	
7	M. LAUCKE	26.659	G. RUFF	37.137	G. RUFF	25.578	G. RUFF	1:29.370	1:29.649	
8	M. SHORT	27.459	M. SHORT	37.634	M. SHORT	25.946	M. SHORT	1:31.039	1:31.762	
9	R. BEGG	27.837	W. THOMPSON	39.276	W. THOMPSON	26.848	W. THOMPSON	1:34.020	1:34.183	
10	W. THOMPSON	27.896	R. BEGG	39.800	R. BEGG	26.991	R. BEGG	1:34.628	1:35.200	
11	A. THOMPSON	30.939	A. THOMPSON	45.413	A. THOMPSON	30.131	A. THOMPSON	1:46.483	1:47.317	

\*\*\* ALL DRIVERS QUALIFY \*\*\*

The results are provisional until the end of the time limit for protests and appeals.

Chief Time Keeper - Scott Laing

Clerk of Course - Paul Cansdale




Computime Race Timing Systems Pty Ltd © 1996  
Licensed to Computime Race Timing Systems

[www.computime.com.au](http://www.computime.com.au)

**COMPUTIME RACE TIMING SYSTEMS PTY LTD**

9 Timber Lane, Glen Waverley, Vic 3150. Ph : 0418 17 13 17

E-mail : [scott@computime.com.au](mailto:scott@computime.com.au)





2013 QBE



**Round 4 & 5 : Sydney Motorsports Park : August 1 - 4**

**SPORTS RACER  
EVENT 16**

Date: 03/08/13  
Event: Q16  
Weather: Mostly sunny - Temp: 17.8C  
Track: Dry - Temp: 26.1C

Started at: 16:50:09  
Laps: 20 Min  
Starters: 11  
Printed at: 17:13

**PROVISIONAL GRID SHEET**



1	1 A. PROCTOR 1:26.977	2	81 C. PERRY 1:27.271
2		3	2 D. BARLOW 1:27.617
			4
3	61 M. LAUCKE 1:27.834	5	18 A. STEER 1:28.943
4		6	
		7	88 G. RUFF 1:29.649
5	8 W. THOMPSON 1:34.183	8	16 M. SHORT 1:31.762
		9	
6		10	3 R. BEGG 1:35.200
		11	
			83 A. THOMPSON 1:47.317

\*\*\* ALL DRIVERS QUALIFY \*\*\*

The results are provisional until the end of the time limit for protests and appeals.

*Scott Laing*

Chief Time Keeper - Scott Laing

*Paul Cansdale*

Clerk of Course - Paul Cansdale



Computime Race Timing Systems Pty Ltd © 1996  
Licensed to Computime Race Timing Systems  
[www.computime.com.au](http://www.computime.com.au)

**COMPUTIME RACE TIMING SYSTEMS PTY LTD**  
9 Timber Lane, Glen Waverley, Vic 3150. Ph : 0418 17 13 17  
E-mail : [scott@computime.com.au](mailto:scott@computime.com.au)

